

# niftylift

**SD210 4x4x4**



(A) 21.3m  
70ft



(B) 19.3m  
63ft 6in



(C) 12.8m  
42ft



225kg  
500lbs



1.5m x 0.7m  
4ft 11in x 2ft 4in



150°



100°



(D) 2.25m  
7ft 5in



(F) 2.06m  
6ft 9in



2,13  
m  
broad

(G) 4.2m  
13ft 9in



(J) 6.15m  
20ft 2in



7.5km/h  
4.7mph



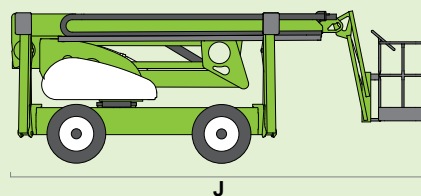
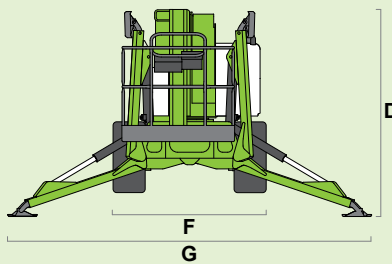
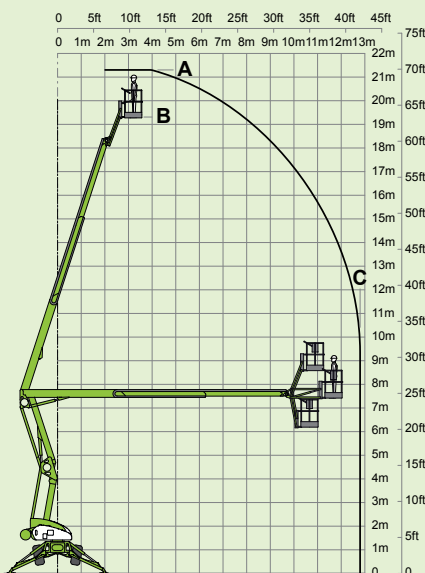
3.5m  
11ft 6in



45%  
24°




3950kg  
8700lbs



**SiOPS® toughcage**

**niftylift**  
Fingle Drive, Stonebridge  
Milton Keynes, MK13 0ER  
England, United Kingdom  
+44 (0)1908 223456  
sales@niftylift.com  
www.niftylift.com



IS-101